

ella

by ella's bubbles

ACRYLIC WALK IN BATHTUBS

TWO SEAT TUBS



ellasbubbles.com

JETTING OPTIONS

Dual
Massage

Air
Massage

Hydro
Massage

Air+
Microbubble
Therapy

Hydro+
Microbubble
Therapy

Microbubble
Therapy

Soaking

Tub4Two



Independently Operated
Foot Massage Jets
Allows water level to be
filled only up to seat height



Big4Two



Two Independently
Operated
Controllers

Upgrade Options

VibroSonic Back Massage

VibroSonic Back massagers are available for Ella Big4Two. The VibroSonic Massagers allow for a relaxing back massage without use of water. We recommend pairing with our independent foot massage and heated seat for ultimate enjoyment.



VibroSonic Massage Jets
Can be installed optionally

Bluetooth Speakers



Enjoy your relaxing Ella tub with built in bluetooth speakers. Easily connect to your phone with clear high quality sound and control your music with a built in digital controller.

TWO SEAT WALK IN BATHTUBS



Companion
30"W x 60"L

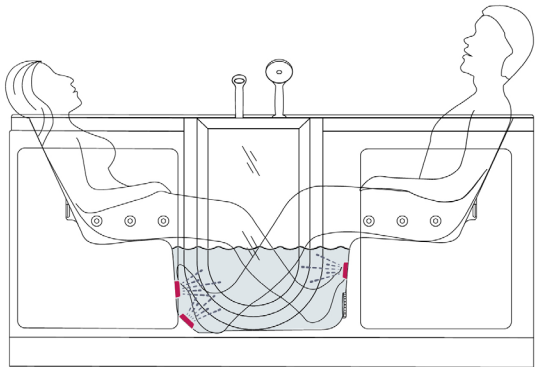


Tub4Two
32"W x 60"L

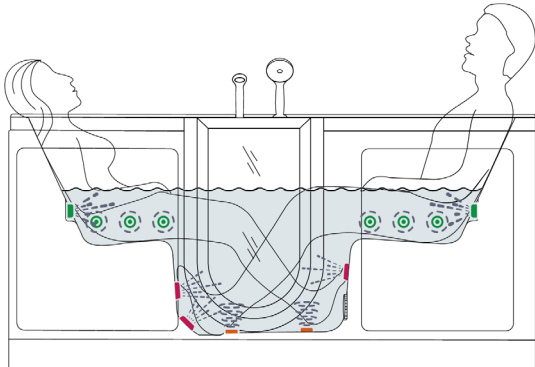


Big4Two
36"W x 80"L

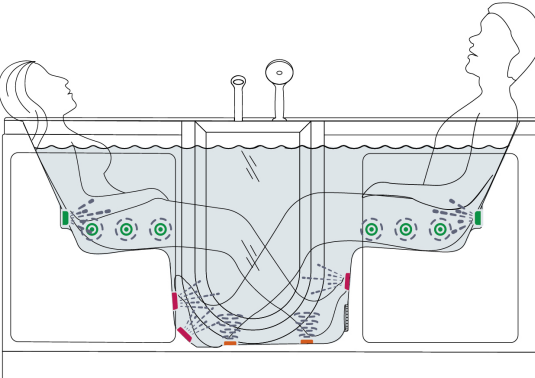
Big4Two Fill Up Options



Foot & Calf Massage



Lower Body Massage



Full Body Soak & Massage



Heated Seat and Backrest

NuWhirl surface heaters are used for Ella acrylic walk in tubs. System activates in minutes, with touchstone controller. Keeping users warm and relaxed from the moment they enter the tub. These surface heaters are safe and easy to operate. Controlled through a simple software interface, each control module accommodates multiple heaters.

Ella Gravity Driven 2" Dual Drain Technology

"No more waiting, just drain and go!"

1 1/2" Industry Standard Single 1 1/2" Drain

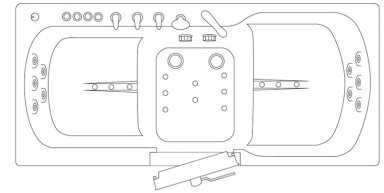
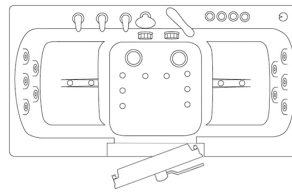
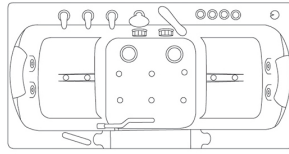
Compared to Ella's Dual 2" Drains

2" **2"**



*Tested Under Ideal Plumbing Conditions

COMPARISON CHART



	Companion	Tub4Two	Big4two
Important Dimensions			
Dimensions of Tub WxLxH	30.25"59.75"37"	31.75"60"42"	36"80"42"
Dimensions of Crate WxLxH	35x65x45	33x62x50	38x84x50
Extension Panel	N/A	N/A	N/A
Threshold Height (Above the Floor Drain)	8"	6"	6"
Threshold Lowering (Below the Floor Drain)	6"	6"	6"
Seat Width	20.25"	19.25"	21/26"
Seat Height	15"	17"	17"
Width of Door	16.5"	19.75"	19.75"
Important Data			
Gallons USA (Unoccupied)	95	100	143
Gallons USA (Occupied)	45-65	50-70	N/A
Suggested Water Heater	60	60	80
Approximate Drainage Time	120 Seconds	120 Seconds	150 Seconds
Drain/Door Location	Center	Center	Center
Door Type	U shape, Inward	U shape, Outward	U shape, Outward
Product Net Weight LBS (soaking/dual)*	190/215	198/218	N.A/307
Product Shipping Weight LBS (soaking/dual)*	285/310	309/328	N.A/411
Features			
Grab Bar(s)	1	0	0
Thermostatic Control Valve **	Standard	Standard	N/A
Water Supply Lines	Standard	Standard	Standard
Pull Out Hand Mixer Hose ***	Standard	Standard	Standard
Textured Slip Resistant Floor	Standard	Standard	Standard
One End Panel Included	Yes	Yes	Yes
Number of Access Panels	2	2	2
Hydro Jets	18	22	26
Air Jets	15	16	10
Independented Foot Massage Jets	No	Yes	Yes
In-line Water Heater	D,H	D,H	Standard
Water Pump	D,H,M	D,H,M	Standard
Air Pump	D,A	D,A	Standard
Ozone Sterilization	D,H	D,H	Standard
LED Chromatherapy	D	D	D
Heated Seat & Backrest	Optional	Optional	Optional

*Net and shipping weight depends on what packages is ordered

**Standard on all non-soaking tubs, soaking tubs are not included with a faucet, it may be added at an additional cost

***Hand mixer included on all tubs with faucets

Options: S – Soaking, D – Dual Massage (Hydro & Air & LED Chromatherapy), H - Hydro, A - Air, M - Micro

800 480 6850

www.ellasbubbles.com

Copyright © 2019 Ella's Bubbles All rights reserved