



BIG HORN™ TRANSITIONS

www.SafePathProducts.com | 800.497.2003
311 Otterson Drive Suite 10, Chico, CA. 95928





BigHorn™ Ramps

BHR 1110 NB

Product Title: BigHorn Ramp
Model No. BHR 1110 NB
UPC: 636585100073
Product Dimensions: 1-1/4" H x 12-1/4" D x 42" L
Carton Dimensions: 2-1/2" H x 13" D x 43-3/4" L
Freight Class: 65
Lead Time: 1-3 Business Days
Product Weight: 12.5 Lbs.
Ship Weight: 14.5 Lbs.
Product Color: Nutmeg Brown
MRSP:
Comments: Actual color may vary One Box Shipment
D= Depth of Product



Made from 100% Recycled plastic perfect for exterior, interior, residential and commercial applications, these ramps have no load weight limitations, unlike aluminum ramp products.

MADE in the USA



Peel and stick adhesive comes free with every BigHorn Ramp!





BigHorn™ Ramps

BHR 1110 GG

Product Title: BigHorn Ramp
Model No. BHR 1110 GG
UPC: 636585100080
Product Dimensions: 1-1/4" H x 12-1/4" D x 42" L
Carton Dimensions: 2-1/2" H x 13" D x 43-3/4" L
Freight Class: 65
Lead Time: 1-3 Business Days
Product Weight: 12.5 Lbs.
Ship Weight: 14.5 Lbs.
Product Color: Granite Grey
MRSP:
Comments: Actual color may vary One Box Shipment
D= Depth of Product



Made from 100% Recycled plastic perfect for exterior, interior, residential and commercial applications, these ramps have no load weight limitations, unlike aluminum ramp products.

MADE in the USA



Peel and stick adhesive comes free with every BigHorn Ramp!





BigHorn™ Ramps

BHR 1110 AB

Product Title: BigHorn Ramp
Model No. BHR 1110 AB
UPC: 636585100097
Product Dimensions: 1-1/4" H x 12-1/4" D x 42" L
Carton Dimensions: 2-1/2" H x 13" D x 43-3/4" L
Freight Class: 65
Lead Time: 1-3 Business Days
Product Weight: 12.5 Lbs.
Ship Weight: 14.5 Lbs.
Product Color: Antique Bronze
MRSP:
Comments: Actual color may vary One Box Shipment D= Depth of Product



Made from 100% Recycled plastic perfect for exterior, interior, residential and commercial applications, these ramps have no load weight limitations, unlike aluminum ramp products.

MADE in the USA



Peel and stick adhesive comes free with every BigHorn Ramp!





BigHorn™ Ramps

BHR 1110 RB

Product Title: BigHorn Ramp
Model No. BHR 1110 RB
UPC: 636585109663
Product Dimensions: 1-1/4" H x 12-1/4" D x 42" L
Carton Dimensions: 2-1/2" H x 13" D x 43-3/4" L
Freight Class: 65
Lead Time: 1-3 Business Days
Product Weight: 12.5 Lbs.
Ship Weight: 14.5 Lbs.
Product Color: Rustic Brick
MRSP:
Comments: Actual color may vary One Box Shipment D= Depth of Product



Made from 100% Recycled plastic perfect for exterior, interior, residential and commercial applications, these ramps have no load weight limitations, unlike aluminum ramp products.

MADE in the USA



Peel and stick adhesive comes free with every BigHorn Ramp!





BigHorn™ Ramps

BHR 1110 TC

Product Title: BigHorn Ramp
Model No. BHR 1110 TC
UPC: 636585109694
Product Dimensions: 1-1/4" H x 12-1/4" D x 42" L
Carton Dimensions: 2-1/2" H x 13" D x 43-3/4" L
Freight Class: 65
Lead Time: 1-3 Business Days
Product Weight: 12.5 Lbs.
Ship Weight: 14.5 Lbs.
Product Color: Terra Cotta
MRSP:
Comments: Actual color may vary One Box Shipment D= Depth of Product



Made from 100% Recycled plastic perfect for exterior, interior, residential and commercial applications, these ramps have no load weight limitations, unlike aluminum ramp products.

MADE in the USA



Peel and stick adhesive comes free with every BigHorn Ramp!






BigHorn™ Ramps


BHR 1110 DC

Product Title: BigHorn Ramp
Model No. BHR 1110 DC
UPC: 636585109717
Product Dimensions: 1-1/4" H x 12-1/4" D x 42" L
Carton Dimensions: 2-1/2" H x 13" D x 43-3/4" L
Freight Class: 65
Lead Time: 1-3 Business Days
Product Weight: 12.5 Lbs.
Ship Weight: 14.5 Lbs.
Product Color: Dusted Cappuccino
MRSP:
Comments: Actual color may vary One Box Shipment D= Depth of Product



Made from 100% Recycled plastic perfect for exterior, interior, residential and commercial applications, these ramps have no load weight limitations, unlike aluminum ramp products.

MADE in the USA 



Peel and stick adhesive comes free with every BigHorn Ramp!





100% Recycled

Congratulations on purchasing your new BigHorn Ramp. This ramp promises to provide you with years and years of satisfaction and access. BigHorn ramps are made out of 100% recycled plastic material and is made entirely in the United States.

The first thing to do before installing your ramp is measure the height of the door threshold or patio landing. If necessary, simply cut or notch the ramp using normal power tools. (WARNING: always follow manufacture's safety instructions and wear eye protection when using power tools).

If your door threshold or landing is greater than 1-1/2", we offer a "shim-johnny" kit that allows you to shim this ramp up to 2" and is also adjustable for heights less than 2". (Please contact your local distributor or locate your distributor at www.bighornramp.com to order your "shim-johnny" kit. Please be advised that shimming this ramp may not make this product federally compliant with model access code laws).

BigHorn ramps come with peel-and-stick tape for easy installation. Simply peel the tape backing as illustrated in (Fig 1). Before installing your ramp, remember to check that your substrate is dry and clean of dirt and debris. Also, it is always a good idea to dry-fit your ramp prior to removing the tape backing from the adhesive strip.




Fig 1

It's really that simple! If you have any questions or want to learn more about the BigHorn Ramp product, please visit our web site at: www.bighornramp.com . Or e-mail us at customer@bighornramp.com .

100% Recycled





BigHorn™ Ramp “Shim-Johnny” Kit Installation Instructions

Materials Needed: Measuring Tape and Carpet/Utility Knife

- 1). Measure threshold height to determine how much of the Shim material you will need to use (Fig. 1).
- 2). Carefully cut Shim strips at the thick end to desired height/thickness using scissors or a carpet/utility knife (Fig. 2).
- 3). Peel the tape backing off of the Shim strips (Fig. 3). Place Shim strips equal distances apart on your substrate, covering the length of the ramp (Fig. 4).
- 4). Remove the tape backing from the underside of your BigHorn™ Ramp (Fig. 5).
- 5). Place the BigHorn™ Ramp on top of the Shim strips to secure the bond between the ramp, the Shim strips and the substrate. Be sure the backend of the BigHorn™ (the thickest end) is flush with the door threshold (Fig. 6).
- 6). We recommend you place a heavy object atop the ramp for 15-20 minutes to ensure the ramp properly adheres.
- 7). Your BigHorn™ Ramp is now ready to use!



Fig. 1



Fig. 2



Fig. 3




Fig. 4



Fig. 5



Fig. 6