

**ella**  
by ella's bubbles

**ACRYLIC WALK IN BATHTUBS**  
OUTWARD SWING DOOR



[ellasbubbles.com](http://ellasbubbles.com)

## JETTING OPTIONS

Dual  
Massage

Air  
Massage

Hydro  
Massage

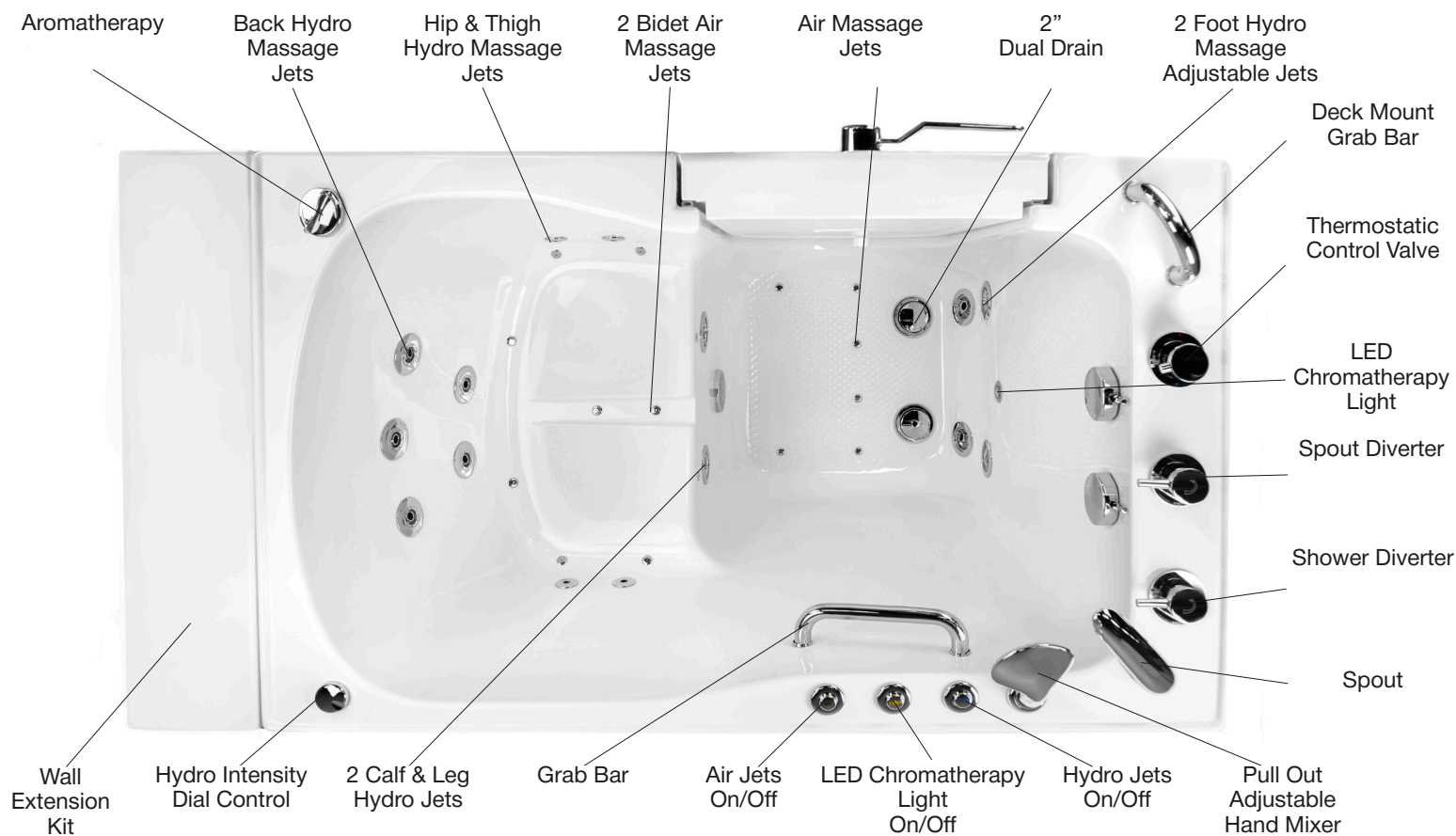
Air+  
Microbubble  
Therapy

Hydro+  
Microbubble  
Therapy

Microbubble  
Therapy

Soaking

## Dual Massage Features




## Some of the Features



2" DUAL DRAIN /  
FOOT MASSAGE JETS



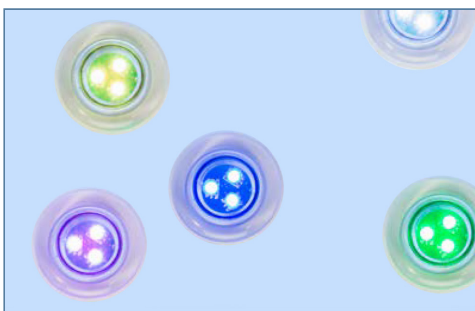
3 LATCH DOOR /  
GEAR & SHAFT SYSTEM




STRATEGICALLY  
POSITION JETTING



OZONE  
STERILIZATION



LED CHROMATHERAPY  
LIGHT



BUILT-IN  
SAFETY GRAB BARS



# ACRYLIC OUTWARD SWING DOOR WALK IN BATHTUBS



**Malibu & Zen\***  
30"W x 52"L



**Monaco & Chi\***  
32"W x 52"L



**Lounger**  
27"W x 60"L



**Mobile**  
26"W x 45"L



**Front Entry**  
32"W x 40"L

\*Zen and Chi - the only difference is the wave design in apron and glass.



## Infusion™ Microbubble Therapy

Infusion Microbubble Therapy is a new and unique therapeutic massage feature to the bathtub industry. It is a process of infusing pressurized water with billions of micro sized, oxygen rich bubbles. These bubbles will transform your bath into a soothing cloud of silky smooth water that will help to moisturize, soften, restore and exfoliate your skin.

## Faucet Options



**Jandon Classic  
Roman Tub  
Faucet 1/2"**



**Thermostatic  
Control Valve  
Faucet Set**



**Huntington Brass  
Contemporary Roman  
Faucet 3/4"**




**Huntington Brass  
2 Piece Faucet**



## Heated Seat and Backrest

NuWhirl surface heaters are used for Ella acrylic walk in tubs. System activates in minutes, with touchstone controller. Keeping users warm and relaxed from the moment they enter the tub. These surface heaters are safe and easy to operate. Controlled through a simple software interface, each control module accommodates multiple heaters.



## Ella Gravity Driven 2" Dual Drain Technology

"No more waiting,  
just drain and go!"

1 1/2"

Industry Standard  
Single 1 1/2" Drain

Compared to  
Ella's Dual 2" Drains

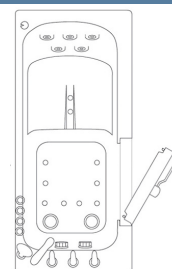
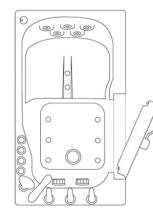
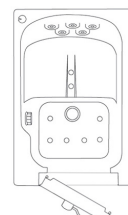
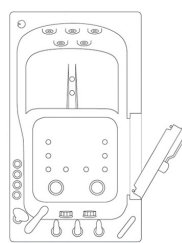
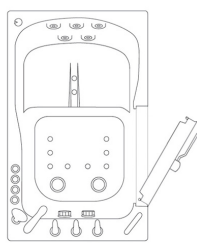
2"

2"

\*Tested Under Ideal Plumbing Conditions



# COMPARISON CHART



	Monaco/ Chi	Malibu/ Zen	Front Entry	Mobile	Lounger
<b>Important Dimensions</b>					
Dimensions of Tub WxLxH	31.5"52"43	29.5"52"43	31.5"40"42	25.75"45"42	26.75"60.25"43
Dimensions of Crate WxLxH	34x54x50	32x54x50	34x42x50	28x47x50	28x62x50
Extension Panel	8"	8"	N/A	N/A	N/A
Threshold Height (Above the Floor Drain)	6"	6"	5"	6"	6"
Threshold Lowering (Below the Floor Drain)	4"	4"	5"	6"	4"
Seat Width	23"	20"	24"	19"	19.75"
Seat Height	17"	17"	16"	17"	17"
Width of Door	20"	20"	20"	20"	19.75"
<b>Important Data</b>					
Gallons USA (Unoccupied)	95	90	70	70	85
Gallons USA (Occupied)	85	55-75	25-55	35-55	45-65
Suggested Water Heater	75	75	60	60	75
Approximate Drainage Time	80 Seconds	80 Seconds	140 Seconds	80 Seconds	80 Seconds
Drain/Door Location	Right or Left	Right or Left	Center	Right or Left	Right or Left
Product Net Weight LBS (soaking/dual)*	192/212	187/201	137/157	149/172	187/209
Product Shipping Weight LBS (soaking/dual)*	331/357	313/342	245/265	260/282	340/364
<b>Features</b>					
Grab Bar(s)	2	2	0	1	1
Thermostatic Control Valve **	Standard	Standard	N/A	Standard	Standard
Water Supply Lines	Standard	Standard	N/A	N/A	Standard
Pull Out Hand Mixer Hose ***	Standard	Standard	Standard	Standard	Standard
Textured Slip Resistant Floor	Standard	Standard	Standard	Standard	Standard
One End Panel Included	Yes	Yes	No	Yes	Yes
Number of Access Panels	2	2	2	1	2
Hydro Jets	13	13	13	9	9
Air Jets	16	16	14	14	14
In-line Water Heater	D,H	D,H	D,H	D,H	D,H
Water Pump	D,H,M	D,H,M	D,H,M	D,H,M	D,H,M
Air Pump	D,A	D,A	D,A	D,A	D,A
Ozone Sterilization	D	D,H	D,H	D,H	D,H
LED Chromatherapy	Optional	Optional	Optional	Optional	Optional
Removable Rubber Back Support	Optional	Optional	Optional	Optional	Optional
Heated Seat & Backrest	Optional	Optional	Optional	Optional	Optional

\*Net and shipping weight depends on what packages is ordered

\*\*Standard on all non-soaking tubs with the exception of Ultimate, which comes standard with fast fill faucet option, soaking tubs are not included with a faucet, it may be added at an additional cost

\*\*\*Hand mixer included on all tubs with faucets

**Options: S – Soaking, D – Dual Massage (Hydro & Air & LED Chromatherapy), H - Hydro, A - Air, M - Micro**

800 480 6850

[www.ellasbubbles.com](http://www.ellasbubbles.com)

Copyright © 2019 Ella's Bubbles All rights reserved